

How to dispose of combustible waste

- Collected twice a week (Monday and Thursday district/Tuesday and Friday district)
- Waste should be disposed of at the designated collection point by 8:30 a.m. on the designated collection day.


Garbage (kitchen waste)

- ◎ Drain excess water completely before disposing of garbage.
- ◎ Please cooperate to recycle waste by composting it.



Plastic and Vinyl Items

- ◎ Please cut bulk trash, such as expanded polystyrene items, into small pieces.




Shoes, Rubber, and Leather Items

- ◎ Please cut long items into pieces 30 cm or less.
- ◎ Please remove metal parts from bags and belts.




Branches, leaves, and grass

- ◎ Please dry fully and cut into pieces 30 cm or less.
- ◎ Please remove as much dirt as possible.



Other

- ◎ For diapers, please remove soil before disposal.
- ◎ Please wrap sharp-edged items, such as skewers, in paper so that they will not pierce through the designated plastic bags.
- ◎ For large items that cannot be put into the designated plastic bags, such as futons, carpets, and wooden products, either cut them into small pieces so that they can be put into the designated plastic bags or bring them as they are to the Clean Center.



How to dispose of noncombustible waste

- Collected once a month.
- For collection days, please see the Household Waste Collection Calendar.
- Noncombustible waste should be disposed of at the designated collection point by 8:30 a.m. on the designated collection day.


Metal Items

- ◎ Please wrap knives in newspaper and mark "キケン/Kiken (dangerous)."



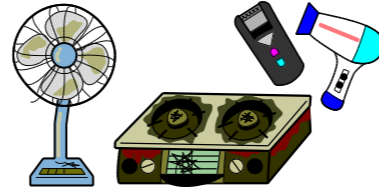
Ceramic and Glass Items

- ◎ Please wrap broken ceramic and glass items in paper so that they will not tear the designated plastic bag.



Home Electrical Appliances

- ◎ Be sure to remove batteries from the appliances.



Aerosol Cans and Lighters

- ◎ Be sure that aerosol cans and lighters are empty. (Put lighters in a bag and mark "ライター(lighter)" on it.)
- ◎ Puncture aerosol cans to empty them. (Be sure to puncture them outside away from any open flames.)



Other

- ◎ Suitcases and golf bags should be disposed of as noncombustible waste.
- ◎ Skis and snowboards that are longer than one meter can be disposed of as noncombustible waste exceptionally as long as a noncombustible seal is attached to them.



How to dispose of recyclable waste

- Collected once a month
- For collection days, please see the Household Waste Collection Calendar.
- Please separate recyclable waste items properly and dispose of them by 8:30 a.m. on the designated collection day.

Aluminum and Steel Cans

(Beverage cans only)

- (Cans for soft drinks, beer, and chuhai (shochu highball))



PET Bottles

- (containers for beverages, alcohol, and seasonings)

Food Trays

- (plain, white trays only)



Cans for Food

- (cans for confectionery, food, baby formula, and pet food)
- ◎ Lids (of the canned food) can be disposed of together with the cans.

Bottles (for food and beverages only)

- * Take off lids, rinse bottles, and dispose of them by color into the corresponding container.



Brown bottles



Transparent bottles



Colored bottles other than brown

- Blue, green, and black bottles



Returnable bottles

- 1.8-liter bottles (only brown and green bottles) and large beer bottles



Used Paper

- *Sort paper by type and tie them crosswise with string.

Newspapers (including flyers)



Magazines (old books and catalogs)



- ◎ Do not dispose of them in plastic bags or cardboard boxes.

Cardboard



Milk/drink cartons

- (only those that are white inside)



- ◎ Rinse and cut them open.

- (For cartons with a plastic spout, remove the spout by cutting it out.)

Other types of paper (wrapping paper and paper boxes)



- ◎ Remove plastic parts from paper items and discard by tying them together with string or putting them in a paper bag.

Used Clothing

- Used clothing: old clothes, sweaters, kimonos, obis (sashes), etc.



- Sheets, towels, and blankets including cotton blankets



Used Clothing

- ◎ Do not remove buttons or zippers.

- * Please put them in plastic bags to prevent them from getting wet.



Bicycles and Electric Bicycles

- Bicycles with plastic wheels can be disposed of as recyclable waste.



Stoves and Fan Heaters

- Empty the heating oil tank and remove the batteries from stoves and heaters before disposing of them.



Not collectible!

The following items should be disposed of as **combustible waste**.

Soiled or torn items, those that smell bad, wet items, futons, floor pillows, electric blankets (switches are **noncombustible waste**), stuffed toys, down jackets, dust cloths, and vinyl products, such as raincoats.



Not recyclable.

The following types of paper should be disposed of as **combustible waste**.

Soiled paper, foul-smelling paper, photos, self-adhesive refill paper for albums, pocket-sized albums, thermal paper, waterproof paper, carbon paper, cushioning materials, and pressure-bonding postcards.



Mistakable waste

The following should be disposed of as **noncombustible waste**.

Aerosol cans, butane gas cartridges, cans for bath salts, 18-liter square cans, rusty cans, and metal items other than cans for food, such as bottle caps



Mistakable waste

The following should be disposed of as **noncombustible waste**.

Metal lids and caps, dirty bottles (bottles for oil and dressing), glasses, bottles for skin lotion and perfume, heat-resistant glassware (baby bottles), sheet glass, ceramic bottles, and bottles for aromatic substances and medicine for external use.

