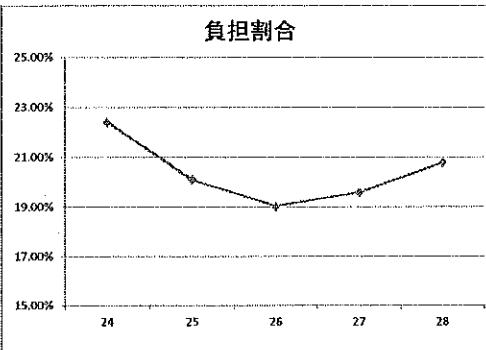
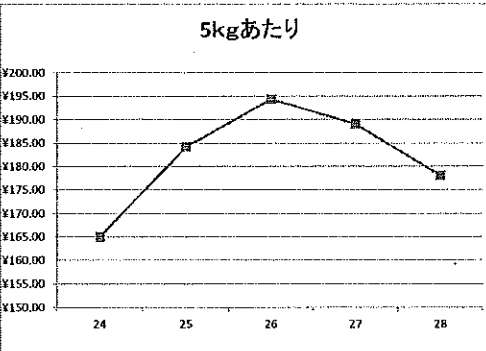
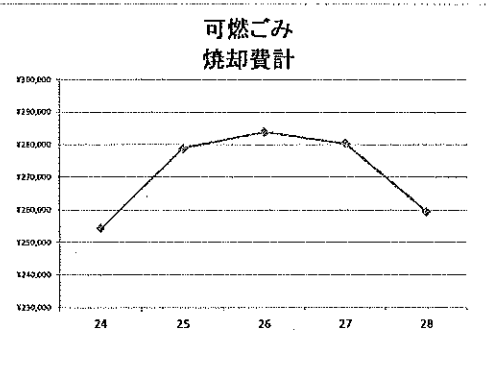
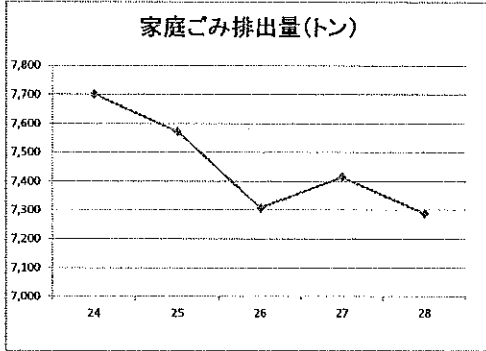
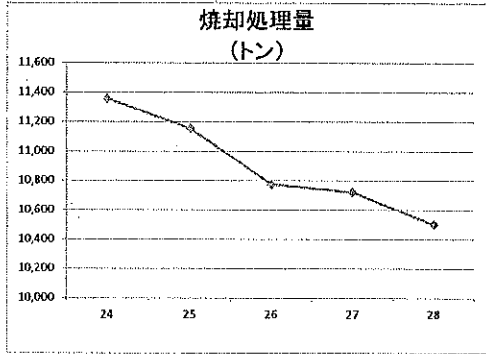


# 可燃ごみの推移一覽表

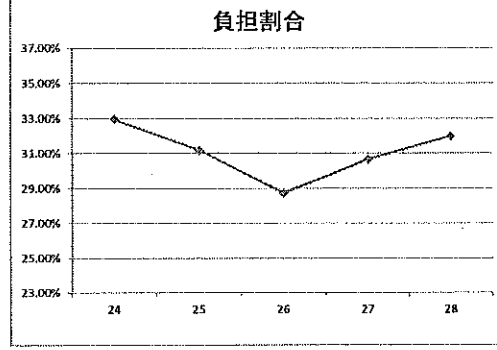
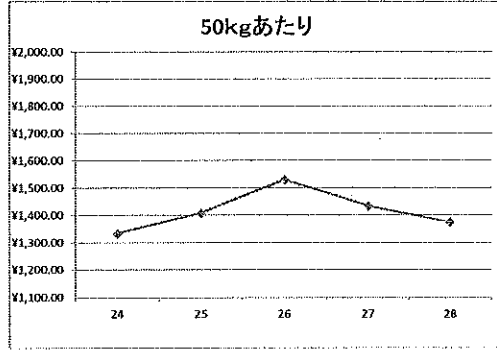
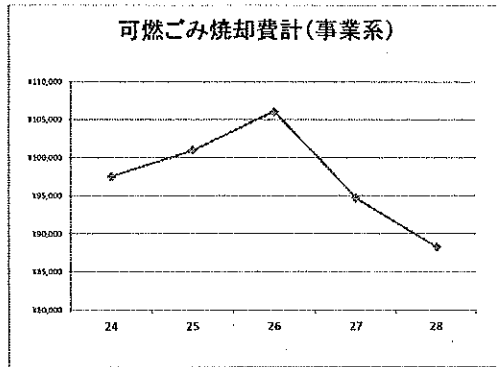
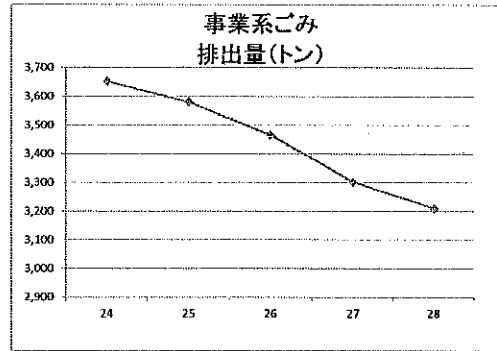
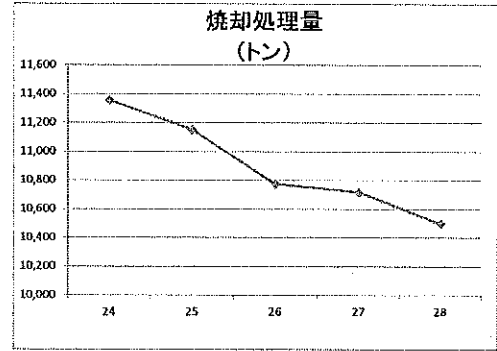
家庭ごみ						
年度 項目	24	25	26	27	28	平均
焼却処理量 (トン)	11,355	11,154	10,774	10,719	10,499	10,900
うち家庭ごみ (トン)	7,702	7,572	7,308	7,416	7,288	7,457
可燃ごみ 焼却費計(千円)	¥254,255	¥278,943	¥284,083	¥280,396	¥259,513	¥271,438
1kgあたり	¥33.01	¥36.84	¥38.87	¥37.81	¥35.61	¥36.43
5kgあたり	¥165.06	¥184.19	¥194.36	¥189.05	¥178.04	¥182.14
ごみ袋代	¥740	¥740	¥740	¥740	¥740	¥740
負担割合	22.42%	20.09%	19.04%	19.57%	20.78%	20.38%

事業系ごみ						
年度 項目	24	25	26	27	28	平均
焼却処理量 (トン):上記再掲	11,355	11,154	10,774	10,719	10,499	10,900
うち事業系ごみ (トン)	3,653	3,582	3,466	3,303	3,211	3,443
可燃ごみ 焼却費計(千円)	¥97,547	¥100,989	¥106,103	¥94,727	¥88,305	¥97,534
1kgあたり	¥26.70	¥28.19	¥30.61	¥28.68	¥27.50	¥28.34
50kgあたり	¥1,335.16	¥1,409.68	¥1,530.62	¥1,433.96	¥1,375.04	¥1,416.89
50kgごみ処理代	¥440	¥440	¥440	¥440	¥440	¥440
負担割合	32.95%	31.21%	28.75%	30.68%	32.00%	31.12%

家庭ごみ処理状況(可燃)



事業系ごみ処理状況(可燃)

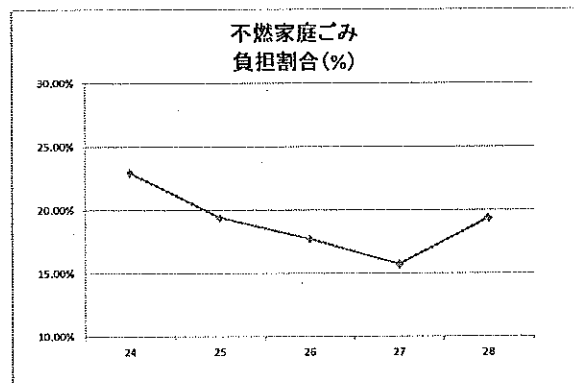
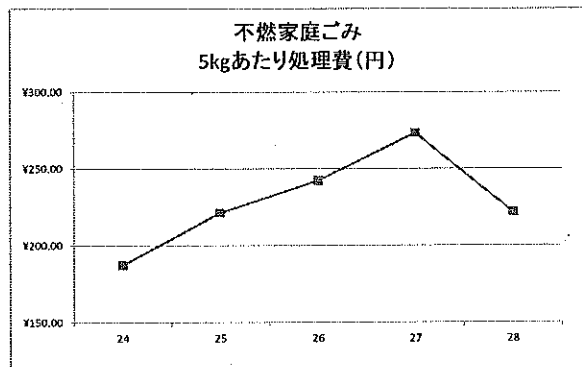
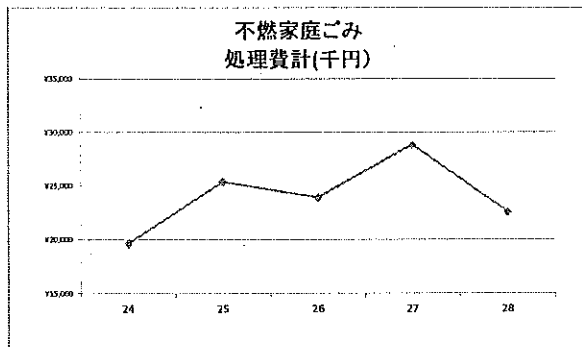
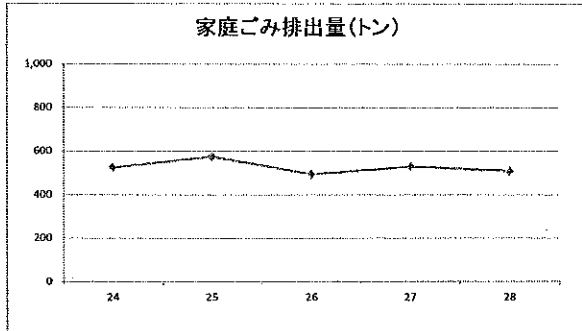
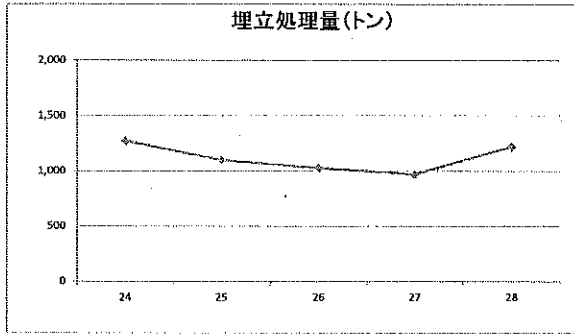


# 不燃ごみの推移一覧表

家庭ごみ		24	25	26	27	28	平均
年度	項目						
	埋立処理量 (トン)	1,272	1,100	1,026	970	1,220	1,118
	うち家庭ごみ (トン)	524	574	494	528	509	526
	埋立に係る費用 計(千円)	¥19,645	¥25,402	¥23,945	¥28,870	¥22,600	¥24,093
	1kgあたり	¥37.46	¥44.26	¥48.47	¥54.64	¥44.38	¥45.84
	5kgあたり	¥187.32	¥221.31	¥242.34	¥273.21	¥221.89	¥229.21
	不燃ごみ袋代	¥860	¥860	¥860	¥860	¥860	¥860
	負担割合	22.96%	19.43%	17.74%	15.74%	19.38%	19.05%

事業系ごみ		24	25	26	27	28	平均
年度	項目						
	埋立処理量 (トン)	1,272	1,100	1,026	970	1,220	1,118
	うち事業系ごみ (トン)	748	526	532	442	711	592
	埋立に係る費用 計(千円)	¥27,358	¥22,757	¥24,684	¥23,651	¥30,299	¥25,750
	1kgあたり	¥36.59	¥43.26	¥46.40	¥53.55	¥42.63	¥44.49
	50kgあたり	¥1,829.62	¥2,162.81	¥2,320.09	¥2,677.49	¥2,131.55	¥2,224.31
	50kgあたり ごみ処理料	¥320	¥320	¥320	¥320	¥320	¥320
	負担割合	17.49%	14.80%	13.79%	11.95%	15.01%	14.61%

家庭ごみ処理状況(不燃)



事業系ごみ処理状況(不燃)

