



1. *Mizunotengus makiguchimai*, new genus and new species. Occurrences of the paratypes (MFM83082-10–14), preserved within the matrix from the Yamami Formation (lower Miocene), at Loc. MRZ08. Scale bar = 1.0 cm. Note: Pleon, telson and uropods are indistinguishably preserved within MFM83082-11, MFM83082-13, and MFM83082-14.

Plate 11




1, 2. *Mizunotengus makiguchimai*, new genus and new species. Paratypes (MFM83082-10 and MFM83082-12), thoracic sternum and pereiopods, from the Yamami Formation (lower Miocene), at Loc. MRZ08, ventral view. **Abbreviations:** MXP3, maxilliped 3; P1, pereiopod 1; P2, pereiopod 2; P3, pereiopod 3; P4, pereiopod 4; PS2, pleonal somite 2; PS3, pleonal somite 3; PS4, pleonal somite 4; T, telson; TS3, thoracic sternite 3; TS4, thoracic sternite 4; TS5, thoracic sternite 5; TS6, thoracic sternite 6; TS7, thoracic sternite 7; TS8, thoracic sternite 8. Fig. 1 coated with ammonium chloride sublimate. Scale bar = 1.0 cm.

Plate 12



1-3. *Paralithodes bishuensis*, new species. **1**, Close-up image of carapace of holotype (MFM83077), dorsal view; **2**, latex cast derived from external mold of carapace of MFM83077, coated with ammonium chloride sublimate; **3**, holotype, MFM83077, carapace, pleon, pereiopods, from the Yamami Formation (lower Miocene), at Loc. MRZ06, dorsal view. **Abbreviations:** AN, antenna; P1, pereiopod 1; P2, pereiopod 2; P3, pereiopod 3; P4, pereiopod 4; P5, pereiopod 5; PS1, pleonal somite 1; R, tip of rostrum. Scale bar = 1.0 cm.

Plate 13



1, 2. *Dicranodromia* sp. 1, MFM84001, carapace, pleon, and pereopods, from the Yamami Formation (lower Miocene), at Loc. MRZ06, dorsal view; 2, close-up image of external cast of MFM84001, coated with ammonium chloride sublimate. 3, 4. *Hexapinus* sp. 3, MFM84002, thoracic sternum, pleon, and pereopods, from the Toyohama Formation (lower Miocene), at Loc. MRZ09, ventral view; 4, MFM84003, carapace and pereopods, from the Toyohama Formation (lower Miocene), at Loc. MRZ09, dorsal view. 5. *Hyastenus* sp. MFM84004, carapace and pereopods, from the Yamami Formation (lower Miocene), at Loc. MRZ06, dorsal view. 6. *Pisoides?* sp. MFM84005, carapace, pleon, and pereopods, from the Yamami Formation (lower Miocene), at Loc. MRZ07, dorsal view. Scale bar = 1.0 cm.